



MUW




Multi-Use Workbench

MUW



The **MW** range has been designed to accommodate the varied requirements of the design & technology environment. All benches within the range have removable double sided worktops, which can be quickly and easily reconfigured to suit the current task. Each pupil works at an individual worktop allowing for multiple disciplines to be executed simultaneously on a single workbench. Worktops that are not in use are stored safely within the workbench.

MUW



Benches can be supplied (or retro fitted) with a maximum of two 150mm woodworking vices, which include plywood vice liners. An Alternative (or addition) to the woodworking vices are the 75mm suction mount craft vices. These versatile vices have jaws mounted on an adjustable ball joint, vertical and horizontal 'V' slots for clamping of round work pieces and for delicate work removable soft jaw liners. The suction mount vices can be safely stored within the bench when not in use.





WORKTOPS

Each bench comes with eight double sided worktops :-

4 x MDF sealed with AC lacquer.

4 x High pressure laminate, one white face, one grey face, 2mm grey ABS edges.

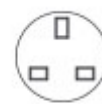
Other finishes available on request.

MAKE YOUR OWN WORKTOPS!

Worktops can be made from any 18mm thick material, simply cut the material to size and attach the back plate. Ideal for cutting boards or any situation where worktops are subject to rapid wear.



UK FUSED



UK UNFUSED



TWIN DATA



TWIN USB

POWER AND DATA

Each bench has a central service riser with options for a desktop *cable tidy or a power / data module.

**Cable tidy as standard.*

Power / Data modules can have up to three 13 amp sockets or any socket can be replaced by a twin USB or twin RJ45 (network) outlet. Power, network and USB cables all have 1 metre fly leads that exit in a central location under the bench

CODES, COLOURS AND DIMENSIONS

All benches are 1200mm Wide x 1200mm Deep x 850mm High

Part Codes – MW01-**** (I.E MW01-BLMP BLACK FRAME WITH MAPLE PANELS)

Standard Finishes

Frame



Black / Dark Grey / Light Grey

Panels



Maple / Beech / Ferrara Oak / White / Light grey

Other colours are available upon request.

Code suffixes are shown inside colour swatches

Warranty

The modern teaching environment places heavy demands on furniture and fittings, so we build quality and durability into everything we produce. Proof of our commitment to the highest standards is our 5 year warranty on all products in the MW range, subject to fair wear and tear.

Environment

All of our timber is responsibly sourced from FSC or PEFC accredited suppliers.

We heat our factory using waste wood and sawdust.

Our products are lovingly wrapped in blankets during transportation; reusable and no waste packaging.

We recycle 100% of our general waste.

We are ISO 14001 accredited.

All of the products we manufacture are FSC and PEFC certified.